



Agenda 09/08

- Seats
- About the Notebook
- Prep the Notebook (Scissors, Glue, TOC)
- Discuss HW

DO NOW: READ HANDOUT

Objective: To organize and set up notebook

YOUR NOTEBOOK

Please take out the following:

1. 5 subject notebook preferably college-ruled
2. Glue sticks
3. Scissors
4. Pens with blue or black ink
5. Highlighters and/or Colored pencils/pens

YOUR INTERACTIVE NOTEBOOK

It will be your...

library — accumulate knowledge;

laboratory — pose meaningful, authentic questions; seek answers;

journal — personalize knowledge; reflect on meaning; foster growth; develop excellent habits of mind.


YOUR INTERACTIVE NOTEBOOK

It will...

require you to use both left & right brain hemispheres



require you to record and respond to information in an organized, systematic, personal, and intentional manner




YOUR INTERACTIVE NOTEBOOK


- It will...
- help you to refer to and apply that information more quickly and more effectively.
- provide a structure while allowing for creative variation
- require your thoughtful, self-directed interaction with course content

RIGHT-SIDE ACTIVITIES

- Take notes from class
- Daily objective and/or agenda
- Use visual devices
- Use white space and geometric figures (e.g. boxes, circles) around texts
- Revisit, review, and summarize daily notes as soon after class as possible.
- Develop and consistently use personalized system of notation
- Use left margin of the page for additional notations.




LEFT-SIDE ACTIVITIES



- **Ask:** Pose questions and explore answers about what we address in class.
- **Articulate:** Express ideas in response to the ideas you, your teacher, and your classmates share in class.
- **Analyze:** Express original analysis and interpretation of ideas from class

LEFT-SIDE ACTIVITIES



- **Apply** ideas from class discussion to other circumstances
- **Reflect** upon the personal meaning and value of the readings and ideas
- **Summarize** content of class discussion even when teacher does not require/ask you to.

HW 09/08/14

Visit website —> Go to “Myth Tradition
Assignments” —> Go to Sept 8 assignments —
> Click on link after DOWNLOAD

*Print out and Read Notebook/Notetaking Guide;
Cut Up/Out and Glue Guide to the Fourth-to-last
page of notebook.*

Finish setting up notebook if necessary
