



Agenda 09/08

- Seats
- About the Notebook
- Prep the Notebook (Scissors, Glue, TOC)
- Discuss HW

DO NOW: READ HANDOUT

Objective: To organize and set up notebook

YOUR NOTEBOOK

Please take out the following:

1. 5 subject notebook preferably college-ruled
2. Glue sticks
3. Scissors
4. Pens with blue or black ink
5. Highlighters and/or Colored pencils/pens

YOUR INTERACTIVE NOTEBOOK

It will be your...

library — accumulate knowledge;

laboratory — pose meaningful, authentic questions; seek answers;

journal — personalize knowledge; reflect on meaning; foster growth; develop excellent habits of mind.


YOUR INTERACTIVE NOTEBOOK

It will...

require you to use both left & right brain hemispheres



require you to record and respond to information in an organized, systematic, personal, and intentional manner




YOUR INTERACTIVE NOTEBOOK


- It will...
- help you to refer to and apply that information more quickly and more effectively.
- provide a structure while allowing for creative variation
- require your thoughtful, self-directed interaction with course content

RIGHT-SIDE ACTIVITIES

- Take notes from class
- Daily objective and/or agenda
- Use visual devices
- Use white space and geometric figures (e.g. boxes, circles) around texts
- Revisit, review, and summarize daily notes as soon after class as possible.
- Develop and consistently use personalized system of notation
- Use left margin of the page for additional notations.




LEFT-SIDE ACTIVITIES



- **Ask:** Pose questions and explore answers about what we address in class.
- **Articulate:** Express ideas in response to the ideas you, your teacher, and your classmates share in class.
- **Analyze:** Express original analysis and interpretation of ideas from class

LEFT-SIDE ACTIVITIES



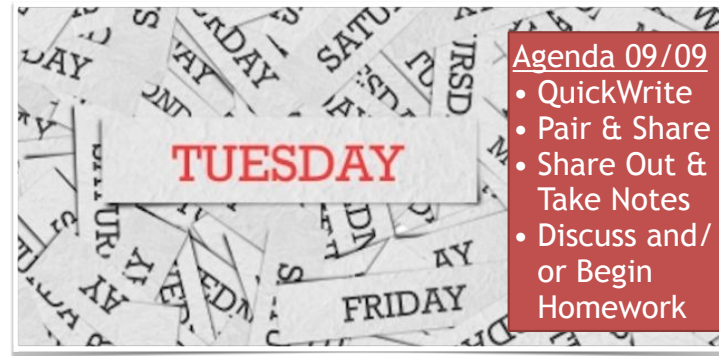
- **Apply** ideas from class discussion to other circumstances
- **Reflect** upon the personal meaning and value of the readings and ideas
- **Summarize** content of class discussion even when teacher does not require/ask you to.

HW 09/08/14

Visit website —> Go to “Myth Tradition Assignments” —> Go to Sept 8 assignments —> Click on link after DOWNLOAD

Print out and Read Notebook/Notetaking Guide; Cut Up/Out and Glue Guide to the Fourth-to-last page of notebook.

Finish setting up notebook if necessary



Agenda 09/09

- QuickWrite
- Pair & Share
- Share Out & Take Notes
- Discuss and/or Begin Homework

OBJECTIVE:

To discuss various direct and indirect references to mythology in comic books, movies, and literature; To practice providing a warrant to a claim and supporting it with evidence

PLEASE READ: WHAT IS A QUICKWRITE?

Quiet, quick, in-class writing assignment on RIGHT-SIDE of notebook (5-7 minutes)

- Must be thoughtful and at least 1/2-page handwritten.
- Do not write with HUGE letters.
- Do not write my prompt on your page to fill up space.
- Do not double-space your writing.

QUICKWRITE 09/09/14 (QW 09/09/14)

How have you seen direct or indirect references to myth in comic books, movies, literature, music (be specific)? How might understanding or knowing the original mythology broaden and/or deepen your understanding? (7-10 minutes)

DISCUSSION OF QW 09/09/2014

Pair...

With your neighbor(s), share with each other what you have written. *Listen carefully to each other as one of you may be called to share the info with the class.*

Then Share Out...

SHARE...

Movie

Thor —> Reference to Norse mythology (Norse —> Vikings/Scandinavian = Sweden, Finland, Norway, Denmark); accurate representation of Thor/Loki relationship but Loki's characterization is more villainous.

SHARE... LITERATURE

Romeo & Juliet Storyline/plot relates/parallels "Pyramus & Thisbe" (forbidden love, try to make it work, run away, misunderstood death/suicide — tragedy!)

Percy Jackson modernized, reimagined, adaptation of Greek mythology; Percy —> Perseus

SHARE... COMIC

MYth - Graphic Novel - Artist takes myths and reinterprets/reinvents the stories with a very personal touch (Zelda C. Wang)

IF TIME ALLOWS...

Go to Myth Everywhere Slide Show...

HW 09/09 - COPY THE CLAIM: “SCHOLARS can infer that modern comic books were inspired by the artistic tastes of classical works...”



Use the photos above to
A) provide a warrant (i.e., a “because”) for the claim
B) then support your warrant by providing AT LEAST TWO PIECES OF VISUAL evidence FROM the photos.

AT HOME - TUES, SEPT 9

HW 09/09: Finish providing the warrant for today’s claim and providing evidence for the warrant. (N.B.: I am not concerned with whether you agree with the claim. It just means you know how to provide warrants and support with evidence.)

Update Table of Contents



Agenda 09/10

- Lecture
- Discussion
- Reflection

OBJECTIVE:

To identify the basic structure of Joseph Campbell’s Mono-Myth

TAKE OUT HW 09/09



So, who are in these photos??? :-)
What are the similarities???

LECTURE NOTES 09/10

- Topic: Basics of Myth as a Genre
- Vocabulary Words
 - *mythos* (μυθος)
 - genre
 - purposes of myth
 - cosmogonic
 - functionalism
- Jung (who/what/when)
 - archetypes
- Campbell (who/what/when)
 - monomyth
 - hero's journey

LECTURE NOTES 09/10

- Go to MythBLA presentation...

HW 09/10: PREPARE TO SHARE TOMORROW

1. Research and Write Notes on the topic assigned to you as it relates to Joseph Campbell's *Hero's Journey*.
2. Prepare to do the following
 1. DEFINE and EXPLAIN your topic
 2. CONNECT: A example from a movie or a work of literature that represents the topic - be sure to EXPLAIN how the example connects to your topic with specific example

DUE FRIDAY: PREPARE TO SHARE ON YOUR TOPIC (RESEARCH, WRITE NOTES, DEFINE, FIND EXAMPLE IN MODERN CULTURE/MOVIE)

1. Hero - Sample on my website

2. Scapegoat

3. Outcast

4. Evil Figure

5. Mentor

6. Quest

7. Initiation/Rite of Passage

8. Fall

9. Death and Rebirth

10. Light vs. Darkness

11. Water vs. Desert

12. Heaven vs. Hell

■ Hero's Departure

13. Call to Adventure

14. Refusal of the Call

15. Supernatural Aid

■ Departure (continued)

16. Crossing the 1st Threshold

17. The Abyss/Belly of the Whale

Initiation

18. Road of Trials

19. Meeting w/ Goddess

20. Woman as Temptress

21. Atonement/Confrontation w/ Father

22. Apotheosis

23. Ultimate Boon/Goal

Return

24. Refusal to Return Home

25. Crossing the Return Threshold

26. Magic Flight

27. Help from Without

28. Master of Two Worlds

29. Free to Live



Agenda 09/11

- QW - Describe
- Compare and Contrast

OBJECTIVE:

To identify the various Jungian archetypes and various stages of the Hero's Journey per Joseph Campbell

QW 09/11 - Write down just what you see (Avoid interpreting, avoid comparing and contrasting for now.)



1



2

BEFORE WE DISCUSS

Vocabulary

iconography: the visual images and symbols used in a work of art or the study or interpretation of these.

iconology: the study of visual imagery and its symbolism and interpretation, esp. in social or political terms.

Greek Root Word = eikon "likeness"

BEFORE WE DISCUSS

When writing, consider the associations we can make between the images in the context or lens of this class. Focus on the way the subject is represented.

If you are ever curious... check out the Dictionary of Subjects and Symbols in Art by James Hall.

DISCUSSION: DESCRIBE THE IMAGES



DISCUSSION: DESCRIBE THE IMAGES



NOW, Compare and Contrast...



FINISHER

Go to Myth Everywhere Slide Show...

DUE TOMORROW: PREPARE TO SHARE
ON YOUR HERO'S JOURNEY TOPIC!

I'll be here after school if you need direction...



Agenda 09/12
• Prepare to
Share

OBJECTIVE:

To identify the various Jungian archetypes and various stages of the Hero's Journey per Joseph Campbell

TAKE OUT YOUR NOTES

Prepare to Share on assigned topic

All students will now:

- take out the notes for what they researched
- students will be asked to stand up and read the researched information

(I will type it up on the screen so all students may take notes)

PREPARE TO SHARE...

AT HOME

TOUCH UP your notes

MAKE SURE that you are interacting with material on the
left-hand even-numbered pages

RE-READ the notebook rubric - how are you doing?
